

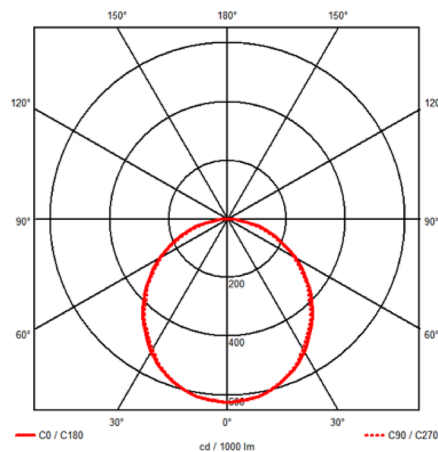
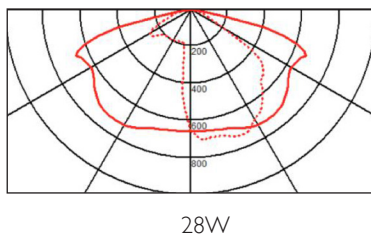


LED Flood/ Bulkhead

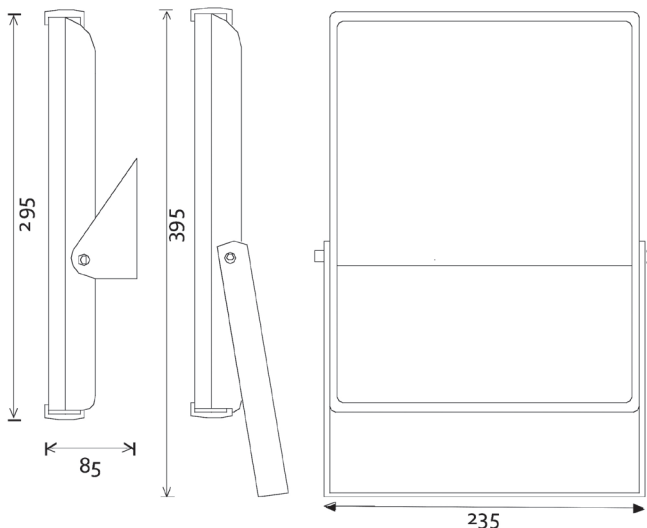
Effect Lighting

Product Specification

Photometric Data



Product Diagram



Technical Specifications

Body construction	Die cast LM6 aluminium anodised and powder coated
Lens type	Toughened 4mm glass
LED type	LG
Lumen options	– at 230V AC in Batwing distribution - 28W – 3000 lumens CRI = +80 Symmetrical distribution 25,2W – 3100 lumens CRI = +80 Symmetrical distribution 50,4W – 6200 lumens CRI = +80
Supply voltage	230V AC 50HZ (12V or 24V DC also possible for solar applications)
Wattage	28W or 25,2 or 50,4W
IP rating	IP 65
Control Type	Standard - no control, on or off DMX control available DALI control available
Power factor	Better than 0.85
IES files available	yes